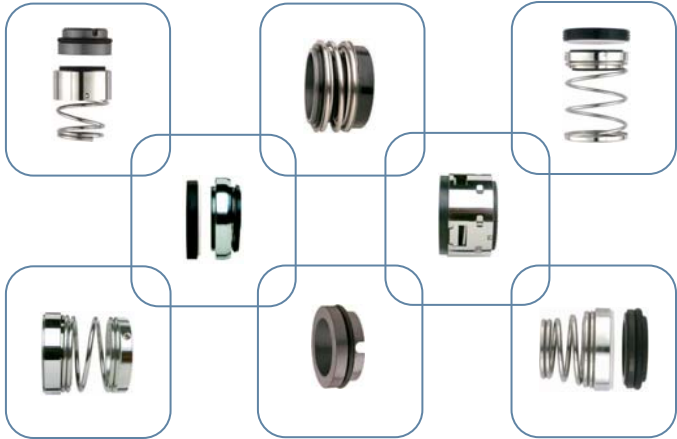


ALTUS-SEAL

Component Seal Range

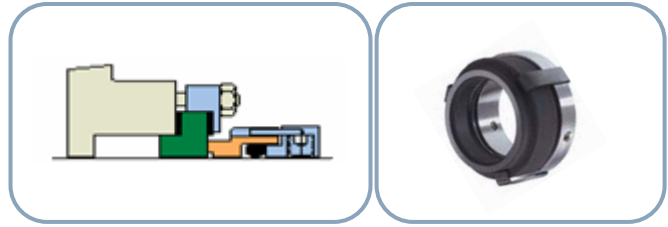


Standard Component Seals

ALTUS-SEAL Standard Component Seals are available in Rotary Part & Stationary Seat only in order the customers to select their own choices of Stationary Seats.

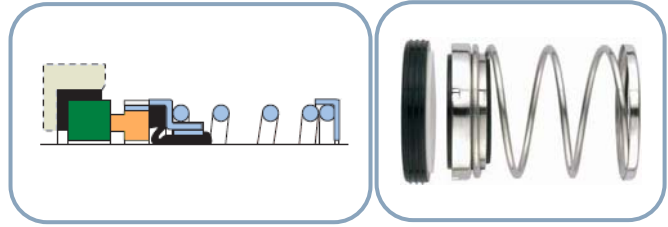
Type 55 Series

- Fits ANSI and DIN pumps
- Outside mounted balanced seal for corrosive applications
- Available in metric and imperial size



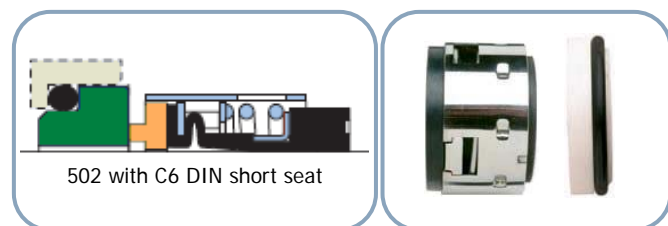
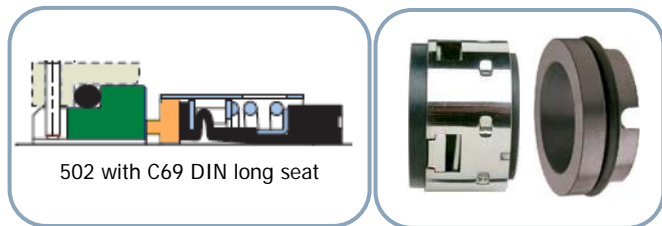

Type 300 Series

- Crane type 2, 21, Aesseal P04, P03 & Eagle-Burgmann EA560 replacement seal
- Available in Metric & Imperial sizes
- Replacement to American, European & Japanese standard seals



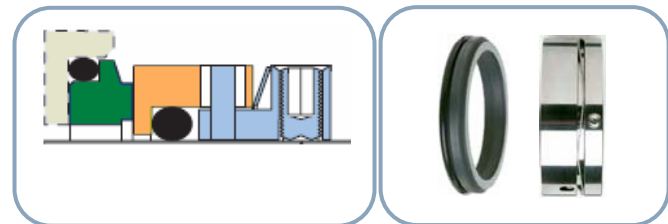
Type 502 Series

- Equivalent to Aesseal B07 & Crane 502, available in all types of Stationary Seats as per requirements
- Available with boot mounted seat, DIN long seat and DIN short seat
- Metric sizes only



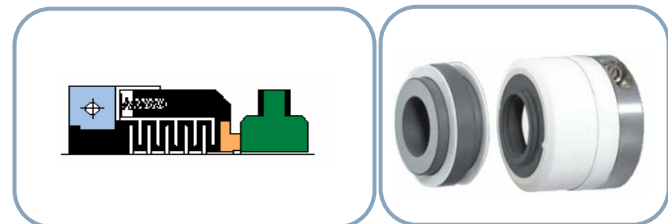
Type 552 Series

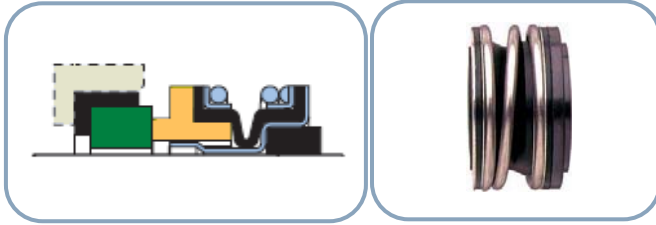
- Equivalent to Aesseal W01
- Available in any design of stationary seat
- Imperial & Metric sizes



Type 553 Series

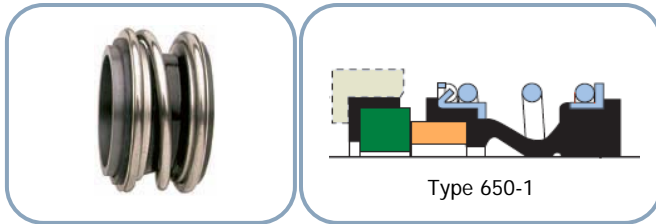
- Teflon bellows mechanical seal
- Outside mounted for corrosive applications
- Available in metric and imperial size





Type 600 Series

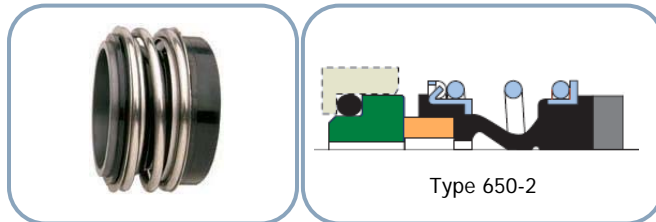
- Rubber bellows type seal
- Available in any design of stationary seat
- Imperial sizes only



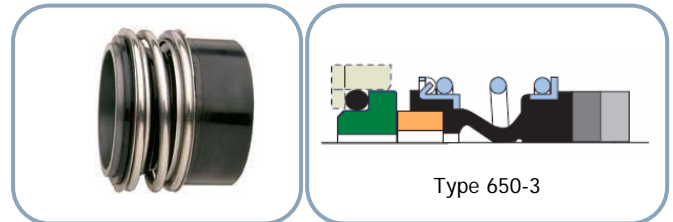
Type 650-1

Type 650-1/2/3

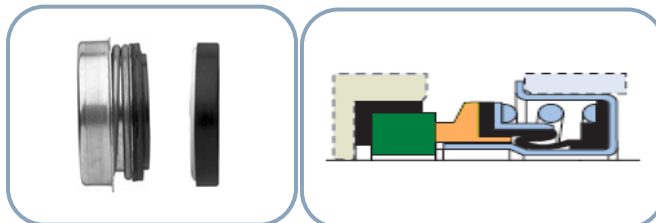
- Equivalent to Aesseal B02/12/13 & Burgmann MG1/12/13
- Available in any design of stationary seat
- Metric sizes



Type 650-2

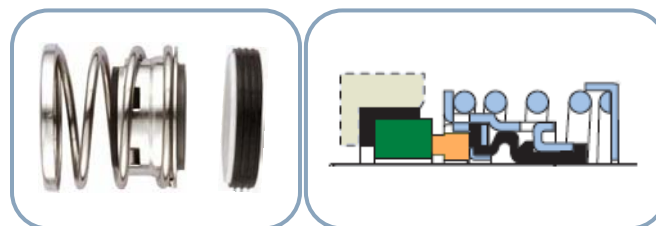


Type 650-3



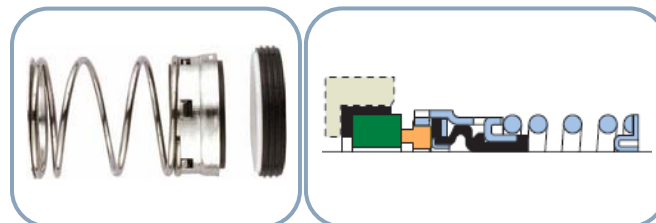
Type 700 Series

- Similar to Aesseal B03/B03U



Type 800 Series

- Crane Type 2, Aesseal P04U replacement Seal
- Imperial sizes only

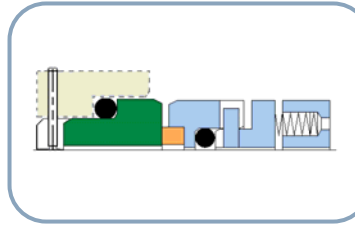


Type 850 Series

- Crane Type 1, Aesseal P05U replacement Seal
- Imperial sizes only

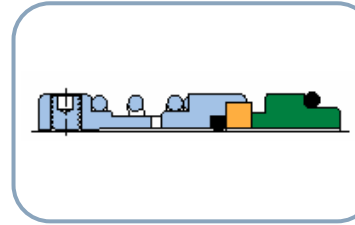
Type 900 Series

- Unbalanced
- Multiple-spring
- Bi-directional
- Available in metric and imperial size



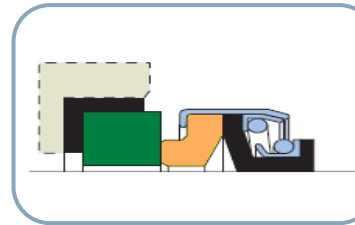
Type 1000 Series

- Unbalanced
- Single Spring
- Bi-directional
- Bayonet Drive
- Available in metric and imperial size



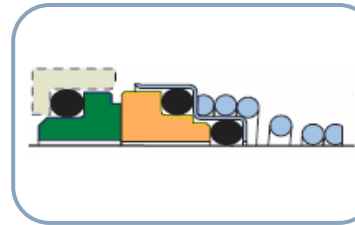
Type 1300 Series

- Similar to Cyclam Seal, Aesseal B01, Sterling, Latty, Roten.
- Short working length seal



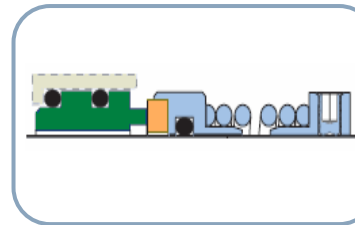
Type 1400 Series

- Equivalent to Aesseal T04



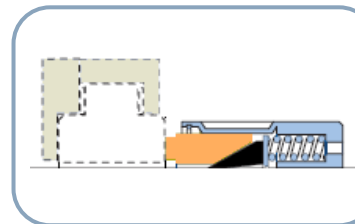
Type 1600 Series

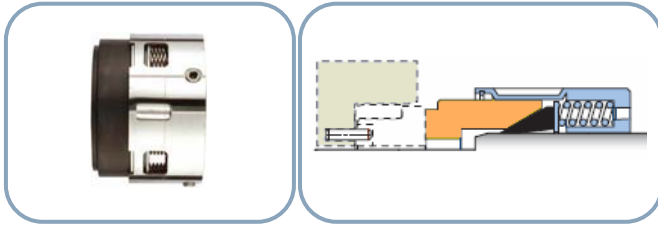
- Single spring design
- Unbalanced
- Available in metric and imperial size



Type 1700 Series, Wedge & O-ring Types

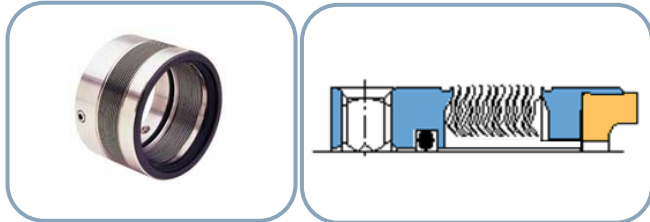
- Multi-sprung, set screwed seal, PTFE wedge. Similar to Crane type 109/9 & Aesseal M01
- Also available in, 'o' ring types, similar to Crane type 8-1 & Aesseal M01S
- Available in Metric & Imperial sizes





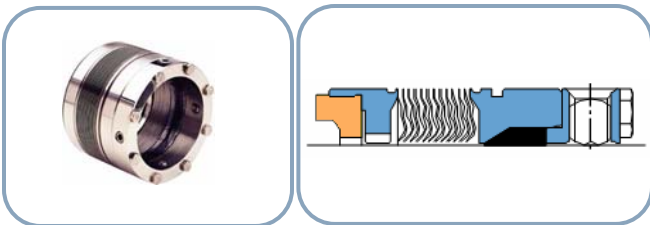
Type 1700B Series, Wedge & O-ring Types

- Multi-sprung, set screwed seal, hydraulic balanced, PTFE wedge. Similar to Crane type 109B/9B & Aesseal M02
- Multi-sprung, set screwed seal, hydraulic balanced, 'o' ring. Similar to Crane type 8B1 & Aesseal M02S



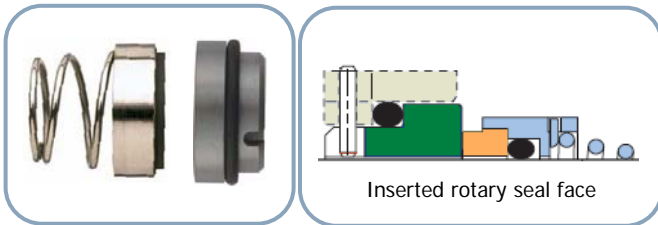
Type 1800 Series

- Metal bellows mechanical seal balanced
- O-ring mounted
- Available in metric and imperial size



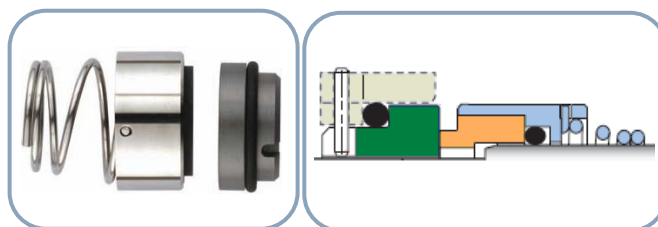
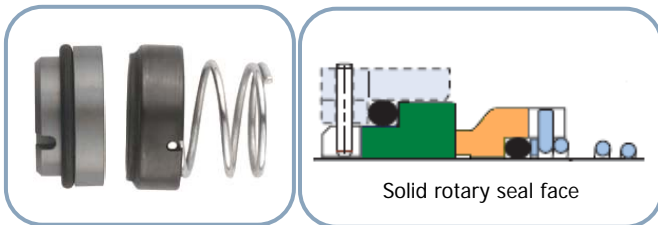
Type 1900 Series

- Metal bellows mechanical seal balanced
- Graphite/Grafoil mounted
- Available in metric and imperial size



Type 2000 Series

- Equivalent to Aesseal T01D & Burgmann M32 inserted seal faces
- Available also in solid seal face equivalent to Burgmann M2
- Metric sizes only

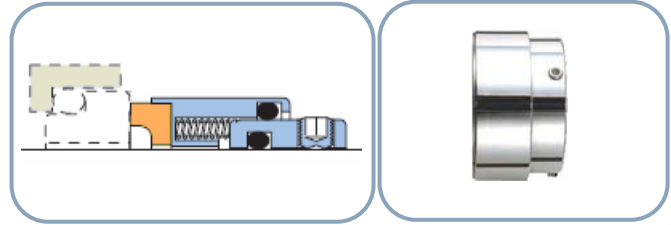


Type 2000B Series

- Equivalent to Aesseal T01DB & Burgmann H32

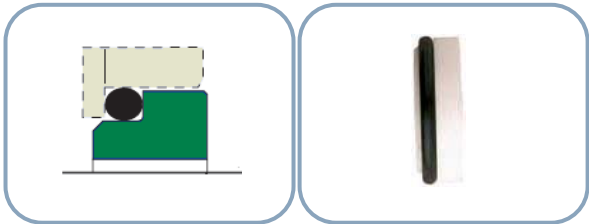
Type 2200 Series

- Seal to suit general applications
- Multiple Spring or Wave Spring
- Available in metric and imperial sizes

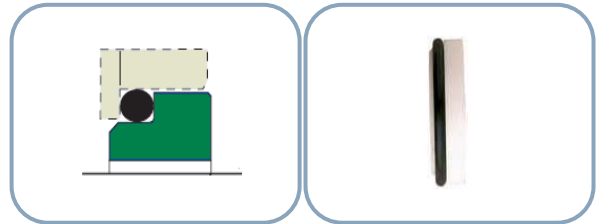


Standard Stationary Seats

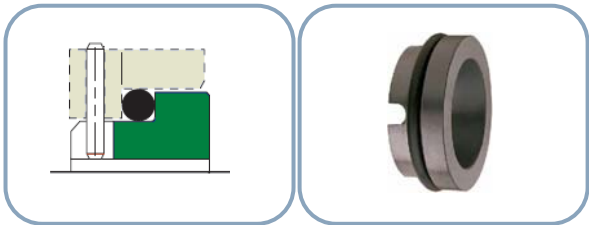
European Standard Stationary Seats Metric Sizes



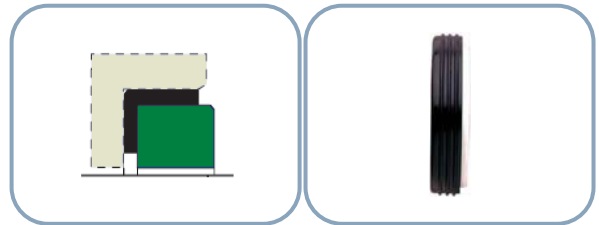
Type C4 = Equivalent to Burgmann G4



Type C6 = Equivalent to Burgmann G6

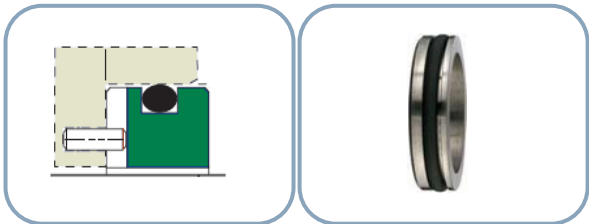


Type C9 = Equivalent to Burgmann G9

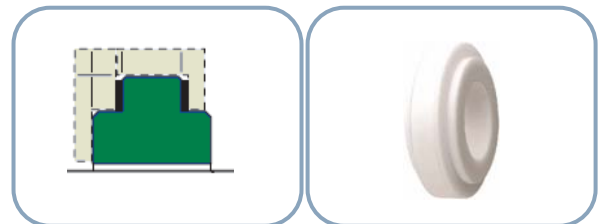


Type C60 = Equivalent to Burgmann G60

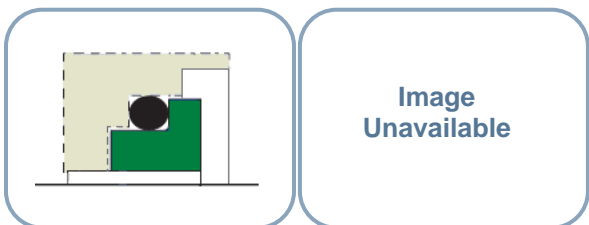
American Standard Stationary Seats Imperial Sizes



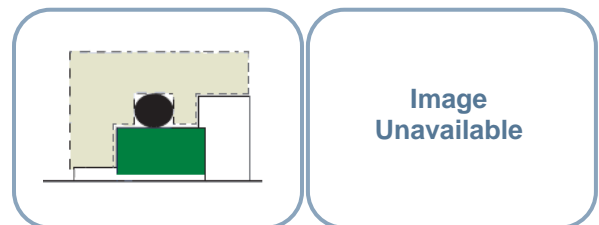
Type S1



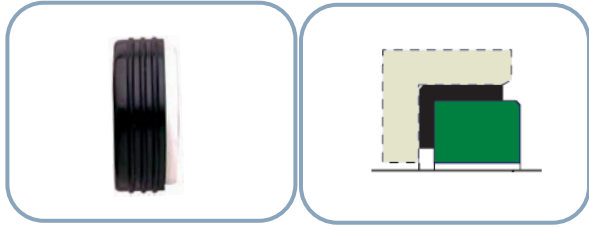
Type S2



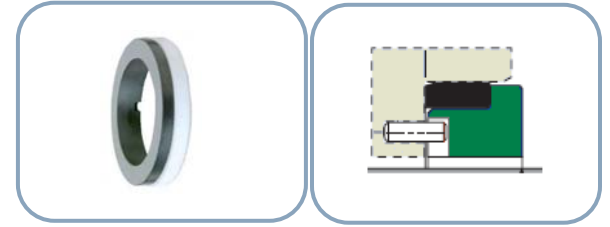
Type S3



Type S4



Type S5



Type S6

For special design seals not included in our list or seals-as-per-sample just provide the drawing together with the desired dimensions. It would be better also to mention the name and model number of pump. Send your e-mails to sales@altus-seal.com